

CANDIDATE INFORMATION	
Name:	Linda Sample
Date of Test:	08-24-2015
Position:	Product Design Engineer
Your Ref.:	Engineer Batch 02

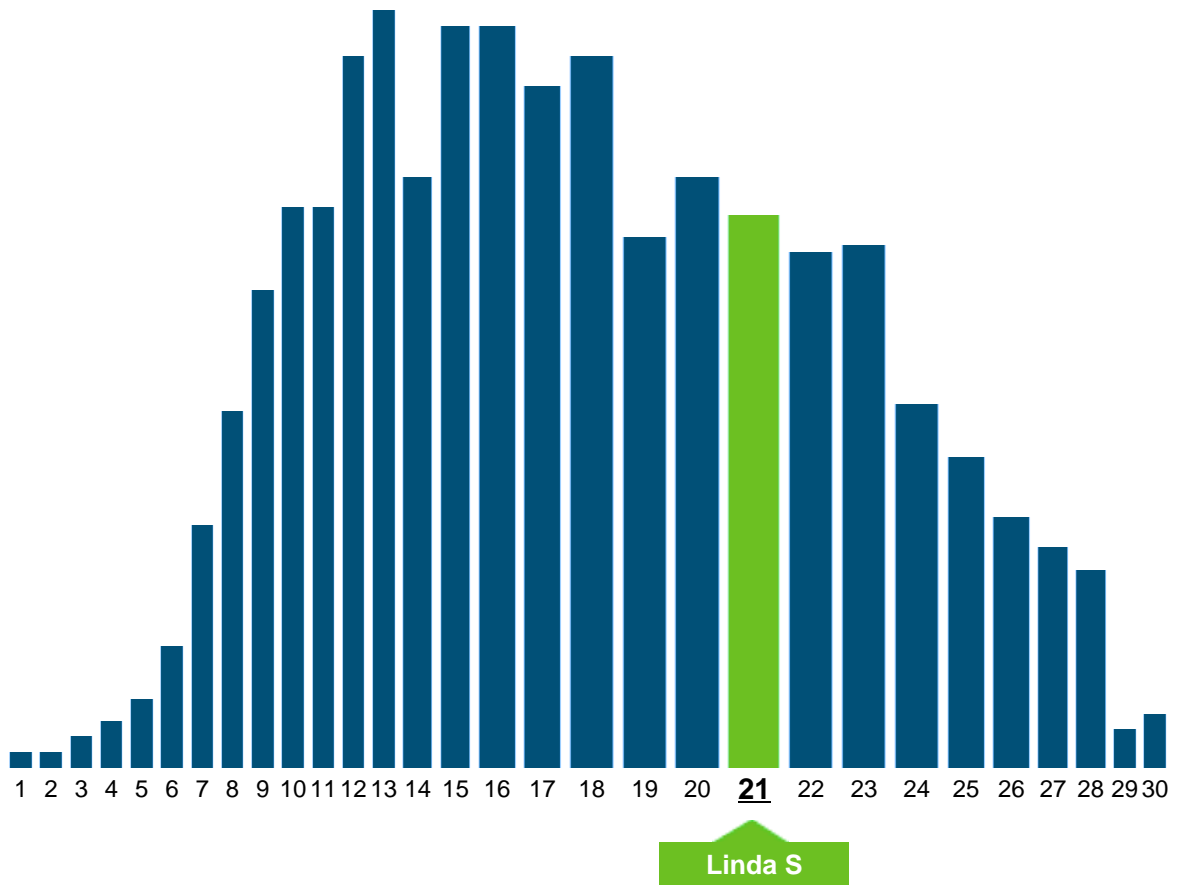
OVERALL RESULTS	
Raw Score	Percentile
<b>21</b>	<b>79</b>

**TEST REPORT NORMS**


The norm group of this test consists of more than 2000 individuals. Occupations represented in the norm group: engineers, designers, managers, and more.


**DETAILED RESULTS**


Linda Sample achieved a raw score of 21 by answering 21 of 30 questions correctly. This corresponds to a percentile rank of 79, meaning Linda scored equal to or higher than 79% of persons of the norm group.




**RESULTS BY OCCUPATION**

**Engineer**  **73%**  
Linda scored a percentile rank of 73, meaning Linda scored equal to or higher than 73% of Analysts of the norm group.

**Designer**  **74%**  
Linda scored a percentile rank of 74, meaning Linda scored equal to or higher than 74% of Bank Clerks of the norm group.

**Middle Management**  **78%**  
Linda scored a percentile rank of 78, meaning Linda scored equal to or higher than 78% of Corporate Social Responsibility Employees of the norm group.

**Software Developer**  **78%**  
Linda scored a percentile rank of 78, meaning Linda scored equal to or higher than 78% of Customer Service Representatives of the norm group.

- |                |                |
|----------------|----------------|
| Question 1: ✓  | Question 16: ✓ |
| Question 2: ✓  | Question 17: ✓ |
| Question 3: X  | Question 18: ✓ |
| Question 4: X  | Question 19: X |
| Question 5: ✓  | Question 20: ✓ |
| Question 6: ✓  | Question 21: ✓ |
| Question 7: ✓  | Question 22: ✓ |
| Question 8: ✓  | Question 23: X |
| Question 9: X  | Question 24: X |
| Question 10: ✓ | Question 25: ✓ |
| Question 11: ✓ | Question 26: ✓ |
| Question 12: ✓ | Question 27: ✓ |
| Question 13: X | Question 28: ✓ |
| Question 14: X | Question 29: X |
| Question 15: ✓ | Question 30: ✓ |